





1
Choose 4 pages,
download and print



2
Fold each page at 2 ¼
"and 6 ¼" (edges
should overlap)



3
Adhere along
long edge



4
Leave ends
open




5
Fold each
rectangle in half



6
Punch 2 holes 1/2"
from fold (repeat x4)



7
Nest all folded rectangles
together (outside one will
be journal cover)



8
Thread ribbon/yarn up
through holes

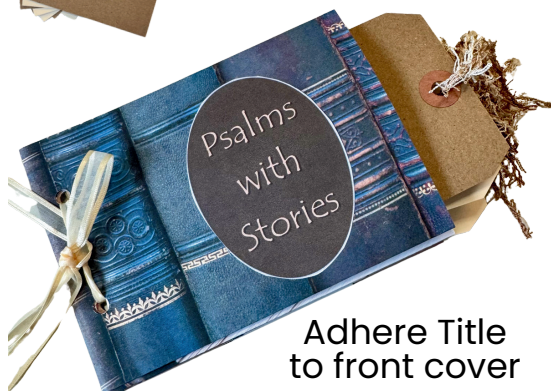


9
Tie knot or bow

Choose 8 tags
(3"x6 ¼" or bigger)



Tie fiber
through hole



Adhere Title
to front cover

Psalms
with
Stories















